



Series
7000

Spirahelic® Direct Drive Pressure Gages

Panel Mount, 4 1/2", 6" & 8 1/2" Dials, ASME Grades 2A

Pressure



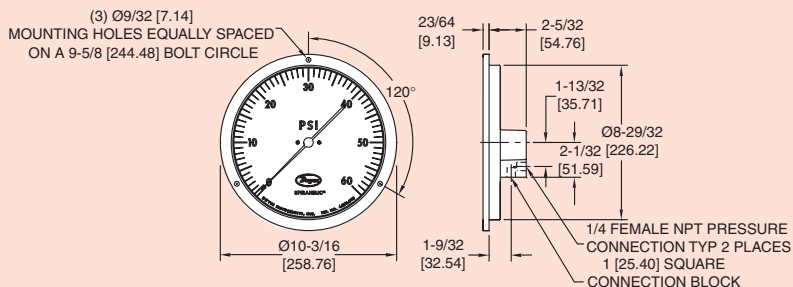
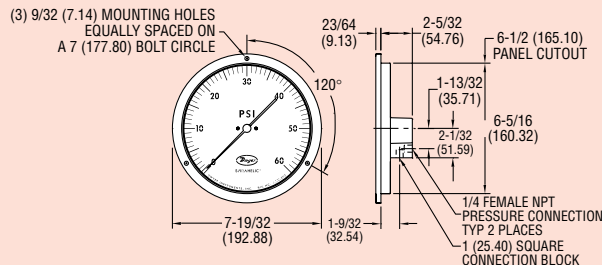
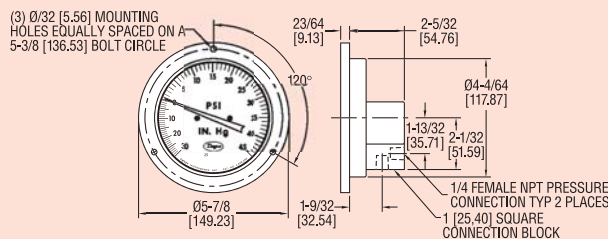
Model 7112
4-1/2" Dial,
Grade 2A
Accuracy



Model 7212
6" Dial,
Grade 2A
Accuracy



Model 7312
8-1/2" Dial,
Grade 2A
Accuracy



MODELS

4 1/2" Dial, Grade 2A Accuracy (1/2% of F.S.)					
Model No.	Ranges (psig)		Model No.	Ranges (psig)	
7112-G030	30		7112-G600	600	
7112-G060	60		7112-GC010	1000	
7112-G100	100		7112-GC020	2000	
7112-G200	200		7112-GC030	3000	
7112-G300	300		7112-GC060	6000	
			7112-GC100	10000	

6" Dial, Grade 2A Accuracy (1/2% of F.S.)					
Model No.	Ranges (psig)	Price	Model No.	Ranges (psig)	Price
7212-G060	60		7212-GC010	1000	
7212-G100	100		7212-GC020	2000	
7212-G200	200		7212-GC030	3000	
7212-G300	300		7212-GC060	6000	
7212-G600	600				

8 1/2" Dial, Grade 2A Accuracy (1/2% of F.S.)					
Model No.	Ranges (psig)	Price	Model No.	Ranges (psig)	Price
7312-G060	60		7312-GC010	1000	
7312-G100	100		7312-GC020	2000	
7312-G200	200		7312-GC030	3000	
7312-G300	300		7312-GC060	6000	
7312-G600	600				

SPECIFICATIONS

Service: Compatible gases & liquids.

Wetted Materials: Inconel® X-750 Bourdon tube, type 316L SS connection block.

Housing: Black polycarbonate case and clear acrylic cover.

Accuracy: Grade 2A (0.5% F.S.).

Pressure Limit: 150% of full scale. Gage will maintain its specifications for overpressures up to 150% maximum range. Normal operation should be between 25% and 75% of full scale.

Accessories

A-341: Brass Adapter, 1/4" male NPT to G 1/2 A (per ISO 228/1) parallel thread 2-1/2" length

A-341-1: Brass Adapter, 1/2" male NPT x 1/4" female NPT 3-3/4" length

NOTE: Additional ranges and accuracy requirements are available. Please consult the factory for details.

Temperature Limits: -65 to 180°F (-53.9 to 82.2°C).

Sizes: 4-1/2" dial face (114.3 mm), 6" dial face (152.4 mm), 8-1/2" dial face (215.9 mm), Design conforms to ASME B40.1.

Process Connections: Two 1/4" female NPT field selectable back or bottom connection.

Weight: 4-1/2" dial face: 16.3 oz (462.1 g); 6" dial face: 19.6 oz (555.6 g); 8-1/2" dial face: 27.3 oz (773.9 g).

Standard Accessory: One 1/4" male NPT stainless steel plug.

Series
7000

Spirahelic® Direct Drive Pressure Gages

Panel Mount, 4½", 6" & 8½" Dials, ASME Grades 3A



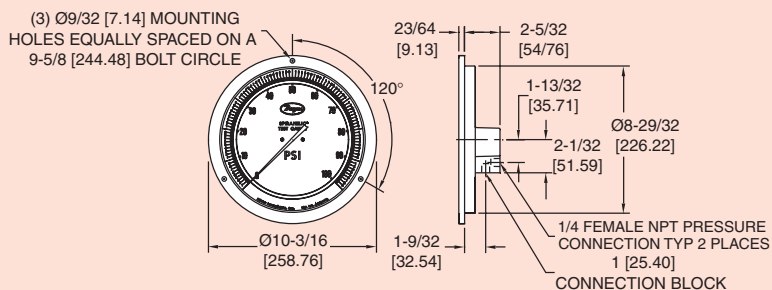
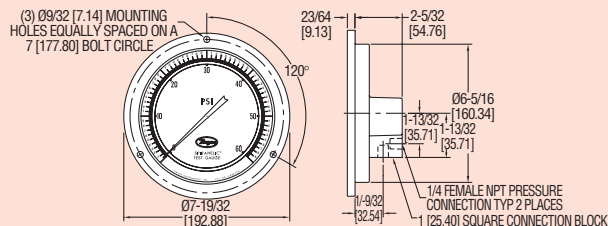
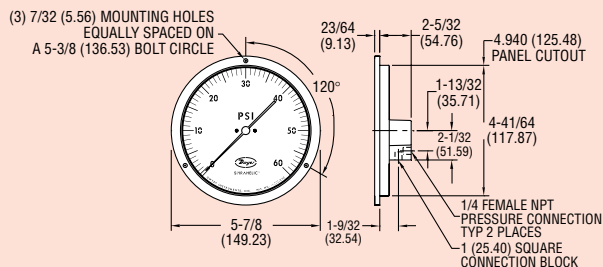
Model 7114A
4-1/2" Dial,
Grade 3A
Accuracy



Model 7214A
6" Dial,
Grade 3A
Accuracy



Model 7314A
8-1/2" Dial,
Grade 3A
Accuracy



MODELS

4½" Dial, Grade 3A Accuracy (1/4% of F.S.) with Mirrored Scale					
Model No. (psig)	Ranges		Model No.	Ranges (psig)	
7114A-G060	60		7114A-GC010	1000	
7114A-G100	100		7114A-GC020	2000	
7114A-G200	200		7114A-GC030	3000	
7114A-G300	300		7114A-GC060	6000	
7114A-G600	600				

6" Dial, Grade 3A Accuracy (1/4% of F.S.) with Mirrored Scale					
Model No.	Ranges (psig)		Model No.	Ranges (psig)	
7214A-G060	60		7214A-GC010	1000	
7214A-G100	100		7214A-GC020	2000	
7214A-G200	200		7214A-GC030	3000	
7214A-G300	300		7214A-GC060	6000	
7214A-G600	600				

8½" Dial, Grade 3A Accuracy (1/4% of F.S.) with Mirrored Scale					
Model No.	Ranges (psig)		Model No.	Ranges (psig)	
7314A-G060	60		7314A-GC010	1000	
7314A-G100	100		7314A-GC020	2000	
7314A-G200	200		7314A-GC030	3000	
7314A-G300	300		7314A-GC060	6000	
7314A-G600	600				

SPECIFICATIONS

Service: Compatible gases & liquids.

Wetted Materials: Inconel® X-750 Bourdon tube, type 316L SS connection block.

Housing: Black polycarbonate case and clear acrylic cover.

Accuracy: Grade 3A (0.25% F.S.) with mirrored scale.

Pressure Limit: 150% of full scale. Gage will maintain its specifications for overpressures up to 150% maximum range. Normal operation should be between 25% and 75% of full scale.

Accessories

A-341: Brass Adapter, 1/4" male NPT to G 1/2 A (per ISO 228/1) parallel thread 2-1/2" length

A-341-1: Brass Adapter, 1/2" male NPT x 1/4" female NPT 3-3/4" length

NOTE: Additional ranges and accuracy requirements are available. Please consult the factory for details.

Temperature Limits: -65 to 180°F (-53.9 to 82.2°C).

Sizes: 4-1/2" dial face (114.3 mm), 6" dial face (152.4 mm), 8-1/2" dial face (215.9 mm), Design conforms to ASME B40.1.

Process Connections: Two 1/4" female NPT field selectable back or bottom connection.

Weight: 4-1/2" dial face: 16.3 oz (462.1 g); 6" dial face: 19.6 oz (555.6 g); 8-1/2" dial face: 27.3 oz (773.9 g).

Standard Accessory: One 1/4" male NPT stainless steel plug.

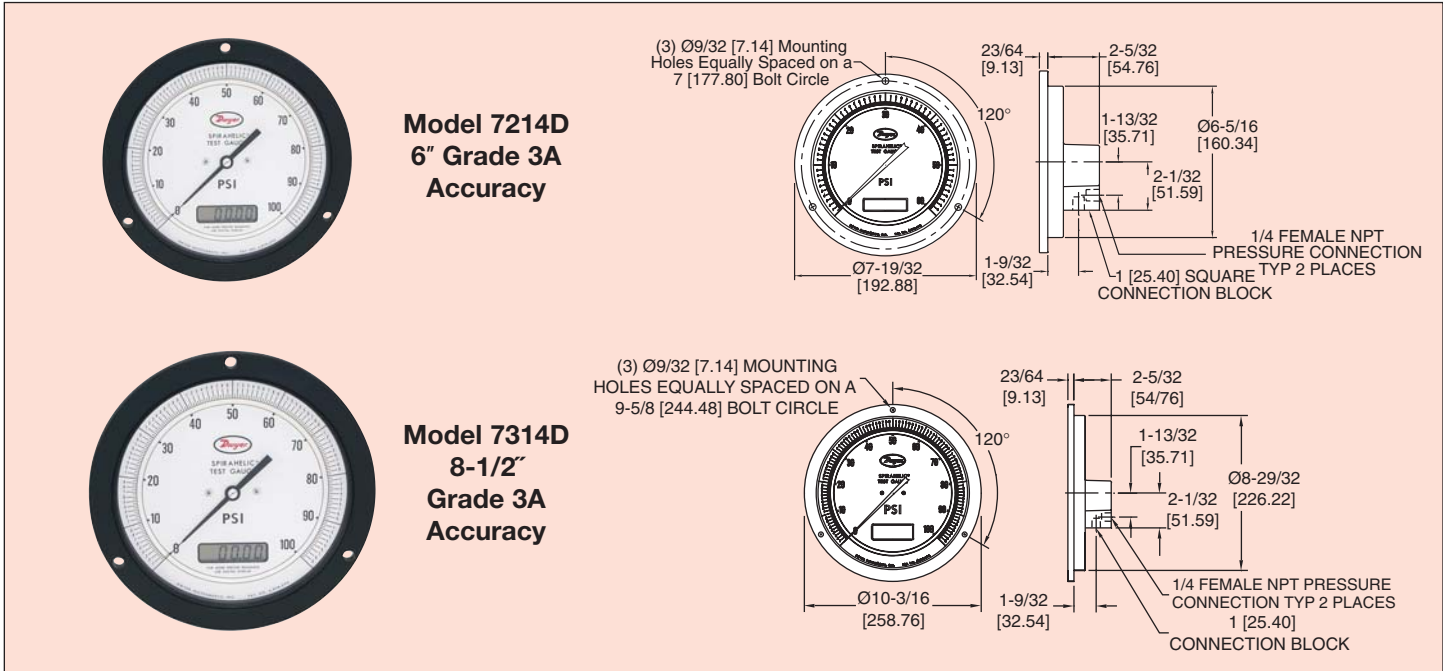


Series
7000

Digital Spirahelic® Pressure Gages

Panel Mount, 6" & 8½" Dials with LCD Display, ASME Grade 3A

Pressure



MODELS

6" Dial, Grade 3A Accuracy (1/4% of F.S.) with Mirrored Scale	
Model Number	Ranges (psig)
7214D-G100	100
7214D-G200	200
7214D-G300	300
7214D-G600	600
8½" Dial, Grade 3A Accuracy (1/4% of F.S.) with Mirrored Scale	
Model Number	Ranges (psig)
7314D-G100	100
7314D-G200	200
7314D-G300	300
7314D-G600	600

Accessories

A-341: Brass Adapter, 1/4" male NPT to G 1/2 A (per ISO 228/1) parallel thread 2-1/2" length.

A-341-1: Brass Adapter, 1/2" male NPT x 1/4" female NPT 3-3/4" length.

SPECIFICATIONS

Service: Compatible gases & liquids.

Wetted Materials: Inconel® X-750 Bourdon tube, type 316L SS connection block.

Housing: Black polycarbonate case and clear acrylic cover.

Accuracy: Grade 3A (0.25% F.S.) with mirrored scale.

Pressure Limit: 150% of full scale. Gage will maintain its specifications for overpressures up to 150% maximum range. Normal operation should be between 25% and 75% of full scale.

Temperature Limits: -65 to 180°F (-53.9 to 82.2°C).

Sizes: 6" dial face (152.4 mm), 8 -1/2" dial face (215.9 mm), design conforms to ASME B40.1.

Process Connections: Two 1/4" female NPT field selectable back or bottom connection.

Power Requirements: 10-35 VDC, 16-26 VAC.

Current Consumption: 38 mA max (DC); 76 mA max (AC).

Weight: 6" dial size: 20.7 oz. (586.8 g); 8-1/2" dial size: 26.1 oz (739.9 g).